




## ProGold Fittings

Recognised as the industry standard, all ProGold fittings are a one-piece swept bend design in either the ultimate in lightweight Crimp (AC) fitting or an easy to assemble Reusable (AR) fitting, (see section 3). Our material expertise allows us to select the best alloys for each and every component. There are no welded, glued or brazed joints on these fittings. The constant internal radius has no necked down restriction or abrupt change in angle that can increase pressure drop or obstruct flow.

To complement the standard range of fittings there is an ever increasing range of custom designs to produce the ultimate installation package. These include a range of different elbow angles such as 30°, 60° and 70°, male swivel, step up and step down hose to thread size combinations, flanged fittings, fixed and swivel banjos and clam shell (Wiggins) fittings.

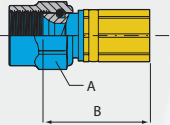




USA: (704) 793 4319 UK: 01753 545554 WEB: www.bmrs.net

## JIC Female

### Straight JIC (AN) Female



#### Standard Fitting

Fitting part no.	Hose size	Fitting thread size	A		B		C	
			ins	mm	ins	mm	ins	mm
AC-06-F3	-06	9/16 x 18	11/16	17.4	1.20	30.50	-	-
AC-08-F3	-08	3/4 x 16	7/8	22.2	1.26	32.00	-	-
AC-10-F3	-10	7/8 x 14	1	25.4	1.40	35.70	-	-
AC-12-F3	-12	1 1/16 x 12	1 1/4	31.7	1.42	36.21	-	-
AC-16-F3	-16	1 5/16 x 12	1 1/2	38.1	1.54	39.10	-	-
AC-20-F3	-20	1 5/8 x 12	1 13/16	46.0	1.95	49.60	-	-
AC-24-F3	-24	1 7/8 x 12	2 1/8	54.0	2.50	63.50	-	-

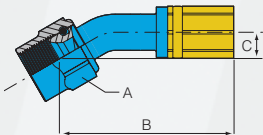
#### Step Down Fitting

Fitting part no.	Hose size	Fitting thread size	A		B		C	
			ins	mm	ins	mm	ins	mm
AC-08-06-F3	-08	9/16 x 18	11/16	17.4	1.26	32.0	-	-
AC-10-08-F3	-10	3/4 x 16	7/8	22.2	1.39	35.3	-	-
AC-12-10-F3	-12	7/8 x 14	1	25.4	1.47	37.3	-	-
AC-16-12-F3	-16	1 1/16 x 12	1 1/4	31.7	1.44	36.6	-	-
AC-20-16-F3	-20	1 5/16 x 12	1 1/2	38.1	1.99	50.5	-	-
AC-24-20-F3	-24	1 5/8 x 12	1 13/16	46.0	2.56	65.0	-	-

#### Step Up Fitting

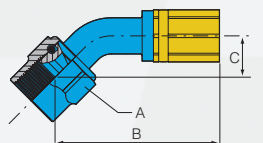
Fitting part no.	Hose size	Fitting thread size	A		B		C	
			ins	mm	ins	mm	ins	mm
AC-06-08-F3	-06	3/4 x 16	7/8	22.2	1.28	32.6	-	-
AC-20-24-F3	-20	1 7/8 x 12	2 1/8	54.0	2.20	55.8	-	-

### 30° Elbow JIC (AN) Female



Fitting part no.	Hose size	Fitting thread size	A		B		C	
			ins	mm	ins	mm	ins	mm
AC-06-30JIC-3	-06	9/16 x 18	11/16	17.4	1.89	48.10	0.33	8.4
AC-08-30JIC-3	-08	3/4 x 16	7/8	22.2	2.31	58.70	0.41	10.4
AC-10-30JIC-3	-10	7/8 x 14	1	25.4	2.39	60.80	0.47	12.0
AC-12-30JIC-3	-12	1 1/16 x 12	1 1/4	31.7	2.74	69.70	0.47	12.0
AC-16-30JIC-3	-16	1 5/16 x 12	1 1/2	38.1	3.06	77.83	0.54	13.8
AC-20-30JIC-3	-20	1 5/8 x 12	1 13/16	46.0	3.29	83.60	0.56	14.4
AC-24-30JIC-3	-24	1 7/8 x 12	2 1/8	54.0	4.77	121.30	0.79	20.1

### 45° Elbow JIC (AN) Female



#### Standard Fitting

Fitting part no.	Hose size	Fitting thread size	A		B		C	
			ins	mm	ins	mm	ins	mm
AC-06-G3	-06	9/16 x 18	11/16	17.4	1.78	45.30	0.50	12.7
AC-08-G3	-08	3/4 x 16	7/8	22.2	2.17	55.20	0.62	15.7
AC-10-G3	-10	7/8 x 14	1	25.4	2.22	56.60	0.74	18.7
AC-12-G3	-12	1 1/16 x 12	1 1/4	31.7	2.56	65.60	0.75	19.0
AC-16-G3	-16	1 5/16 x 12	1 1/2	38.1	2.88	73.23	0.87	22.1
AC-20-G3	-20	1 5/8 x 12	1 13/16	46.0	3.10	78.70	0.93	23.6
AC-24-G3	-24	1 7/8 x 12	2 1/8	54.0	4.51	114.60	1.27	32.4

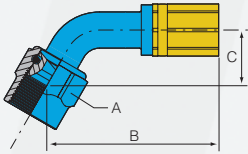
#### Step Down Fitting

Fitting part no.	Hose size	Fitting thread size	A		B		C	
			ins	mm	ins	mm	ins	mm
AC-10-08-G3	-10	3/4 x 16	7/8	22.2	2.17	55.2	0.62	15.7
AC-16-12-G3	-16	1 1/16 x 12	1 1/4	31.7	2.56	65.6	0.75	19.0



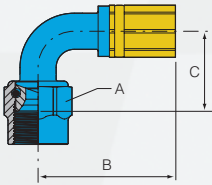
## JIC Female

### 60° Elbow JIC (AN) Female



Fitting part no.	Hose size	Fitting thread size	A		B		C	
			ins	mm	ins	mm	ins	mm
AC-06-60JIC-3	-06	9/16 x 18	11/16	17.4	1.92	48.7	0.70	17.9
AC-08-60JIC-3	-08	3/4 x 16	7/8	22.2	2.13	54.1	0.81	20.7
AC-10-60JIC-3	-10	7/8 x 14	1	25.4	2.59	65.8	0.90	22.9
AC-12-60JIC-3	-12	1 1/16 x 12	1 1/4	31.7	2.70	68.7	0.96	24.5
AC-16-60JIC-3	-16	1 5/16 x 12	1 1/2	38.1	2.77	70.4	1.14	29.0
AC-20-60JIC-3	-20	1 5/8 x 12	1 13/16	46.0	3.62	92.1	1.32	33.5
AC-24-60JIC-3	-24	1 7/8 x 12	2 1/8	54.0	5.28	134.2	1.77	45.0

### 90° Elbow JIC (AN) Female



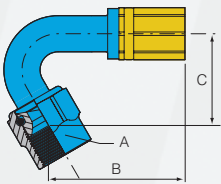
#### Standard Fitting

Fitting part no.	Hose size	Fitting thread size	A		B		C	
			ins	mm	ins	mm	ins	mm
AC-06-H3	-06	9/16 x 18	11/16	17.4	1.48	37.60	0.95	24.1
AC-08-H3	-08	3/4 x 16	7/8	22.2	1.63	41.30	1.10	27.9
AC-10-H3	-10	7/8 x 14	1	25.4	2.01	51.10	1.31	33.2
AC-12-H3	-12	1 1/16 x 12	1 1/4	31.7	2.07	52.70	1.43	36.3
AC-16-H3	-16	1 5/16 x 12	1 1/2	38.1	2.25	57.30	1.74	44.2
AC-20-H3	-20	1 5/8 x 12	1 13/16	46.0	2.75	69.80	2.05	52.1
AC-24-H3	-24	1 7/8 x 12	2 1/8	54.0	4.12	104.60	2.68	68.1

#### Step Down Fitting

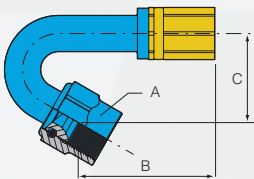
Fitting part no.	Hose size	Fitting thread size	A		B		C	
			ins	mm	ins	mm	ins	mm
AC-10-08-H3	-10	3/4 x 16	7/8	22.2	1.63	41.3	1.10	27.9
AC-16-12-H3	-16	1 1/16 x 12	1 1/4	31.7	2.07	52.7	1.43	36.3

### 120° Elbow JIC (AN) Female




Fitting part no.	Hose size	Fitting thread size	A		B		C	
			ins	mm	ins	mm	ins	mm
AC-06-P3	-06	9/16 x 18	11/16	17.4	1.37	34.7	1.04	26.5
AC-08-P3	-08	3/4 x 16	7/8	22.2	1.47	37.4	1.28	32.6
AC-10-P3	-10	7/8 x 14	1	25.4	1.84	46.8	1.50	38.1
AC-12-P3	-12	1 1/16 x 12	1 1/4	31.7	1.71	43.4	1.71	43.4
AC-16-P3	-16	1 5/16 x 12	1 1/2	38.1	2.21	56.2	2.11	53.5
AC-20-P3	-20	1 5/8 x 12	1 13/16	46.0	3.07	78.0	2.83	72.0

### 150° Elbow JIC (AN) Female



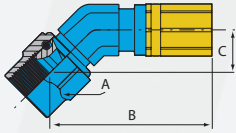
Fitting part no.	Hose size	Fitting thread size	A		B		C	
			ins	mm	ins	mm	ins	mm
AC-06-R3	-06	9/16 x 18	11/16	17.4	1.37	34.7	1.02	25.8
AC-08-R3	-08	3/4 x 16	7/8	22.2	1.26	32.0	1.24	31.6
AC-10-R3	-10	7/8 x 14	1	25.4	1.37	34.7	1.48	37.6
AC-12-R3	-12	1 1/16 x 12	1 1/4	31.7	1.69	43.0	1.74	44.2
AC-16-R3	-16	1 5/16 x 12	1 1/2	28.1	1.55	39.3	2.18	55.5



USA: (704) 793 4319 UK: 01753 545554 WEB: www.bmrs.net

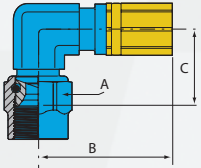
### JIC Female Block Elbows

#### 45° Block Elbow JIC (AN) Female



Fitting part no.	Hose size	Fitting thread size	A		B		C	
			ins	mm	ins	mm	ins	mm
AC-06-B-G3	-06	9/16 x 18	11/16	17.4	1.63	41.5	0.45	11.5

#### 90° Block Elbow JIC (AN) Female

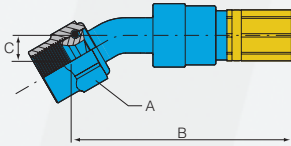


Fitting part no.	Hose size	Fitting thread size	A		B		C	
			ins	mm	ins	mm	ins	mm
AC-06-B-H3	-06	9/16 x 18	11/16	17.4	1.30	33.0	0.71	18.0
AC-10-B-H3	-10	7/8 x 14	1	25.4	1.56	39.75	1.00	25.5



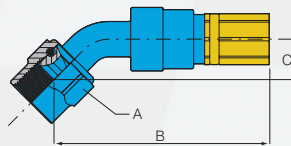
## JIC Female Double Swivel

### 30° Elbow Double Swivel JIC (AN) Female



Fitting part no.	Hose size	Fitting thread size	A		B		C	
			ins	mm	ins	mm	ins	mm
AC-06-30JICDS-3	-06	9/16 x 18	11/16	17.4	2.59	65.7	0.33	8.4
AC-08-30JICDS-3	-08	3/4 x 16	7/8	22.2	3.00	76.2	0.41	10.4
AC-10-30JICDS-3	-10	7/8 x 14	1	25.4	3.10	78.7	0.47	12.0
AC-12-30JICDS-3	-12	1 1/16 x 12	1 1/4	31.7	3.53	89.6	0.47	12.0
AC-16-30JICDS-3	-16	1 5/16 x 12	1 1/2	38.1	3.81	96.7	0.54	13.8
AC-20-30JICDS-3	-20	1 5/8 x 12	1 13/16	46.0	4.44	112.7	0.56	14.4
AC-24-30JICDS-3	-24	1 7/8 x 12	2 1/8	54.0	6.16	156.4	0.79	20.1

### 45° Elbow Double Swivel JIC (AN) Female



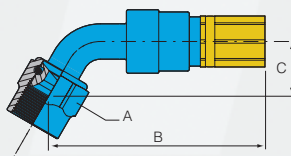
#### Standard Fitting

Fitting part no.	Hose size	Fitting thread size	A		B		C	
			ins	mm	ins	mm	ins	mm
AC-06-G3-DS	-06	9/16 x 18	11/16	17.4	2.48	63.2	0.50	12.7
AC-08-G3-DS	-08	3/4 x 16	7/8	22.2	2.86	72.7	0.62	15.7
AC-10-G3-DS	-10	7/8 x 14	1	25.4	2.93	74.4	0.74	18.7
AC-12-G3-DS	-12	1 1/16 x 12	1 1/4	31.7	3.35	85.1	0.75	19.0
AC-16-G3-DS	-16	1 5/16 x 12	1 1/2	38.1	3.63	92.4	0.87	22.1
AC-20-G3-DS	-20	1 5/8 x 12	1 13/16	46.0	4.25	108.0	0.93	23.6
AC-24-G3-DS	-24	1 7/8 x 12	2 1/8	54.0	5.90	150.0	1.27	32.4

#### Step Down Fitting

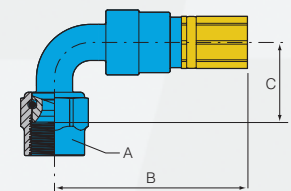
Fitting part no.	Hose size	Fitting thread size	A		B		C	
			ins	mm	ins	mm	ins	mm
AC-10-08-G3-DS	-10	3/4 x 16	7/8	22.2	2.07	52.7	1.43	36.3
AC-12-10-G3-DS	-12	7/8 x 14	1	25.4	2.93	74.4	0.74	18.7

### 60° Elbow Double Swivel JIC (AN) Female



Fitting part no.	Hose size	Fitting thread size	A		B		C	
			ins	mm	ins	mm	ins	mm
AC-06-60JICDS-3	-06	9/16 x 18	11/16	17.4	2.62	66.5	0.70	17.9
AC-08-60JICDS-3	-08	3/4 x 16	7/8	22.2	2.88	73.1	0.81	20.7
AC-10-60JICDS-3	-10	7/8 x 14	1	25.4	3.31	84.1	0.90	22.9
AC-12-60JICDS-3	-12	1 1/16 x 12	1 1/4	31.7	3.41	86.6	0.96	24.5
AC-16-60JICDS-3	-16	1 5/16 x 12	1 1/2	38.1	3.50	88.9	1.14	29.0
AC-20-60JICDS-3	-20	1 5/8 x 12	1 13/16	46.0	4.72	119.9	1.32	33.5
AC-24-60JICDS-3	-24	1 7/8 x 12	2 1/8	54.0	6.73	170.9	1.77	45.0

### 90° Elbow Double Swivel JIC (AN) Female




#### Standard Fitting

Fitting part no.	Hose size	Fitting thread size	A		B		C	
			ins	mm	ins	mm	ins	mm
AC-06-H3-DS	-06	9/16 x 18	11/16	17.4	2.18	55.6	0.95	24.1
AC-08-H3-DS	-08	3/4 x 16	7/8	22.2	2.33	59.2	1.10	27.9
AC-10-H3-DS	-10	7/8 x 14	1	25.4	2.83	72.1	1.31	33.2
AC-12-H3-DS	-12	1 1/16 x 12	1 1/4	31.7	2.78	70.7	1.43	36.3
AC-16-H3-DS	-16	1 5/16 x 12	1 1/2	38.1	2.98	75.7	1.74	44.2
AC-20-H3-DS	-20	1 5/8 x 12	1 13/16	46.0	3.85	97.8	2.05	52.1
AC-24-H3-DS	-24	1 7/8 x 12	2 1/8	54.0	5.57	141.5	2.68	68.1

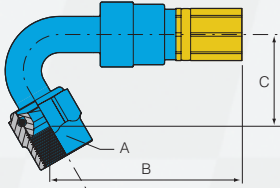
#### Step Down Fitting

Fitting part no.	Hose size	Fitting thread size	A		B		C	
			ins	mm	ins	mm	ins	mm
AC-10-08-H3-DS	-10	3/4 x 16	7/8	22.2	2.33	59.2	1.10	27.9
AC-12-10-H3-DS	-12	7/8 x 14	1	25.4	2.83	72.1	1.31	33.2
AC-16-12-H3-DS	-16	1 1/16 x 12	1 1/4	31.7	2.78	70.7	1.43	36.3



## JIC Female Double Swivel

### 120° Elbow Double Swivel JIC (AN) Female



#### Standard Fitting

Fitting part no.	Hose size	Fitting thread size	A		B		C	
			ins	mm	ins	mm	ins	mm
AC-06-P3-DS	-06	9/16 x 18	11/16	17.4	1.86	47.2	1.04	26.5
AC-08-P3-DS	-08	3/4 x 16	7/8	22.2	1.88	47.7	1.28	32.6
AC-10-P3-DS	-10	7/8 x 14	1	25.4	2.06	52.3	1.50	38.1
AC-12-P3-DS	-12	1 1/16 x 12	1 1/4	31.7	2.19	55.7	1.71	43.4
AC-16-P3-DS	-16	1 5/16 x 12	1 1/2	38.1	2.34	59.4	2.11	53.5

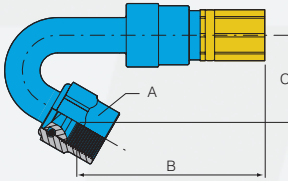
#### Step Down Fitting

Fitting part no.	Hose size	Fitting thread size	A		B		C	
			ins	mm	ins	mm	ins	mm
AC-12-10-P3-DS	-12	7/8 x 14	1	25.4	2.06	52.3	1.50	38.1

#### Step Up Fitting

Fitting part no.	Hose size	Fitting thread size	A		B		C	
			ins	mm	ins	mm	ins	mm
AC-10-12-P3-DS	-10	1 1/16 x 12	1 1/4	31.7	2.19	55.7	1.71	43.4

### 150° Elbow Double Swivel JIC (AN) Female



#### Standard Fitting

Fitting part no.	Hose size	Fitting thread size	A		B		C	
			ins	mm	ins	mm	ins	mm
AC-06-R3-DS	-06	9/16 x 18	11/16	17.4	1.52	38.7	1.02	25.8
AC-08-R3-DS	-08	3/4 x 16	7/8	22.2	1.46	37.2	1.24	31.6
AC-10-R3-DS	-10	7/8 x 14	1	25.4	1.58	40.3	1.48	37.6
AC-12-R3-DS	-12	1 1/16 x 12	1 1/4	31.7	1.67	42.4	1.74	44.2
AC-16-R3-DS	-16	1 5/16 x 12	1 1/2	38.1	1.70	43.3	2.18	55.5

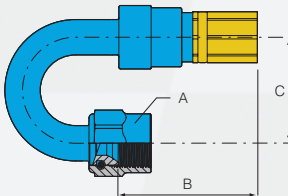
#### Step Down Fitting

Fitting part no.	Hose size	Fitting thread size	A		B		C	
			ins	mm	ins	mm	ins	mm
AC-12-10-R3-DS	-12	7/8 x 14	1	25.4	1.58	40.3	1.48	37.6

#### Step Up Fitting

Fitting part no.	Hose size	Fitting thread size	A		B		C	
			ins	mm	ins	mm	ins	mm
AC-10-12-R3-DS	-10	1 1/16 x 12	1 1/4	31.7	1.67	42.4	1.74	44.2

### 180° Elbow Double Swivel JIC (AN) Female



#### Standard Fitting

Fitting part no.	Hose size	Fitting thread size	A		B		C	
			ins	mm	ins	mm	ins	mm
AC-06-S3-DS	-06	9/16 x 18	11/16	17.4	1.53	38.8	1.15	29.2
AC-08-S3-DS	-08	3/4 x 16	7/8	22.2	1.60	40.7	1.50	38.1
AC-10-S3-DS	-10	7/8 x 14	1	25.4	1.65	42.0	1.87	47.4
AC-12-S3-DS	-12	1 1/16 x 12	1 1/4	31.7	2.10	53.4	2.25	57.1
AC-16-S3-DS	-16	1 5/16 x 12	1 1/2	38.1	1.92	48.8	3.00	76.2

#### Step Down Fitting

Fitting part no.	Hose size	Fitting thread size	A		B		C	
			ins	mm	ins	mm	ins	mm
AC-12-10-S3-DS	-12	7/8 x 14	1	25.4	1.65	42.0	1.87	47.4

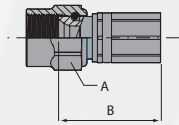
#### Compact Bend Radius 180° Elbow

Fitting part no.	Hose size	Fitting thread size	A		B		C	
			ins	mm	ins	mm	ins	mm
AC-16-0008	-16	1 5/16 x 12	1 1/2	38.1	2.70	68.7	1.93	49.0



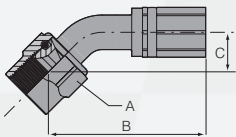
## JIC Female - Stainless Steel

### Straight JIC (AN) Female Stainless Steel



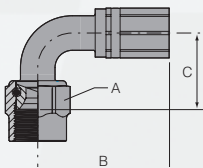
Fitting part no.	Hose size	Fitting thread size	A		B		C	
			ins	mm	ins	mm	ins	mm
AC-06-F7	-06	9/16 x 18	11/16	17.4	1.20	30.50	-	-
AC-08-F7	-08	3/4 x 16	7/8	22.2	1.26	32.00	-	-

### 45° Elbow JIC (AN) Female - Stainless Steel



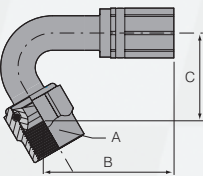
Fitting part no.	Hose size	Fitting thread size	A		B		C	
			ins	mm	ins	mm	ins	mm
AC-06-G7	-06	9/16 x 18	11/16	17.4	1.78	45.30	0.50	12.7
AC-08-G7	-08	3/4 x 16	7/8	22.2	2.17	55.20	0.62	15.7

### 90° Elbow JIC (AN) Female - Stainless Steel



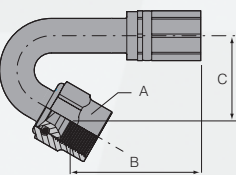
Fitting part no.	Hose size	Fitting thread size	A		B		C	
			ins	mm	ins	mm	ins	mm
AC-06-H7	-06	9/16 x 18	11/16	17.4	1.48	37.6	0.95	24.1
AC-08-H7	-08	3/4 x 16	7/8	22.2	1.63	41.3	1.10	27.9

### 120° Elbow JIC (AN) Female - Stainless Steel



Fitting part no.	Hose size	Fitting thread size	A		B		C	
			ins	mm	ins	mm	ins	mm
AC-06-P7	-06	9/16 x 18	11/16	17.4	1.37	34.7	1.04	26.5
AC-08-P7	-08	3/4 x 16	7/8	22.2	1.47	37.4	1.28	32.6

### 150° Elbow JIC (AN) Female - Stainless Steel



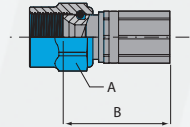
Fitting part no.	Hose size	Fitting thread size	A		B		C	
			ins	mm	ins	mm	ins	mm
AC-06-R7	-06	9/16 x 18	11/16	17.4	1.37	34.7	1.02	25.8
AC-08-R7	-08	3/4 x 16	7/8	22.2	1.26	32.0	1.24	31.6



USA: (704) 793 4319 UK: 01753 545554 WEB: www.bmrs.net

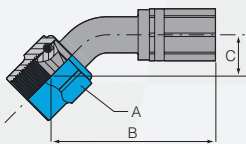
## JIC Female - Stainless Steel

**Straight JIC (AN) Female Stainless Steel Fitting with Aluminium Nut**



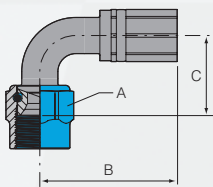
Fitting part no.	Hose size	Fitting thread size	A		B		C	
			ins	mm	ins	mm	ins	mm
AC-06-F7-3	-06	9/16 x 18	11/16	17.4	1.20	30.50	-	-
AC-08-F7-3	-08	3/4 x 16	7/8	22.2	1.26	32.00	-	-

**45° Elbow JIC (AN) Female Stainless Steel Fitting with Aluminium Nut**



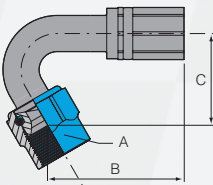
Fitting part no.	Hose size	Fitting thread size	A		B		C	
			ins	mm	ins	mm	ins	mm
AC-06-G7-3	-06	9/16 x 18	11/16	17.4	1.78	45.30	0.50	12.7
AC-08-G7-3	-08	3/4 x 16	7/8	22.2	2.17	55.20	0.62	15.7

**90° Elbow JIC (AN) Female Stainless Steel Fitting with Aluminium Nut**



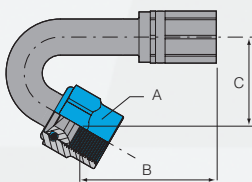
Fitting part no.	Hose size	Fitting thread size	A		B		C	
			ins	mm	ins	mm	ins	mm
AC-06-H7-3	-06	9/16 x 18	11/16	17.4	1.48	37.6	0.95	24.1
AC-08-H7-3	-08	3/4 x 16	7/8	22.2	1.63	41.3	1.10	27.9

**120° Elbow JIC (AN) Female Stainless Steel Fitting with Aluminium Nut**



Fitting part no.	Hose size	Fitting thread size	A		B		C	
			ins	mm	ins	mm	ins	mm
AC-06-P7-3	-06	9/16 x 18	11/16	17.4	1.37	34.7	1.04	26.5
AC-08-P7-3	-08	3/4 x 16	7/8	22.2	1.47	37.4	1.28	32.6

**150° Elbow JIC (AN) Female Stainless Steel Fitting with Aluminium Nut**



Fitting part no.	Hose size	Fitting thread size	A		B		C	
			ins	mm	ins	mm	ins	mm
AC-06-R7-3	-06	9/16 x 18	11/16	17.4	1.37	34.7	1.02	25.8
AC-08-R7-3	-08	3/4 x 16	7/8	22.2	1.26	32.0	1.24	31.6

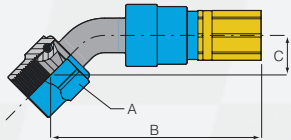




## JIC Female Double-Swivel - Stainless Steel

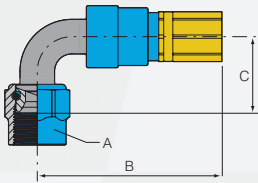
**45° Elbow Double Swivel JIC (AN) Female**  
**Stainless Steel Elbow with Aluminium Nut & Insert**

Fitting part no.	Hose size	Fitting thread size	A		B		C	
			ins	mm	ins	mm	ins	mm
AC-06-G3-7-DS	-06	9/16 x 18	11/16	17.4	2.48	63.2	0.50	12.7
AC-08-G3-7-DS	-08	3/4 x 16	7/8	22.2	2.86	75.7	0.62	15.7



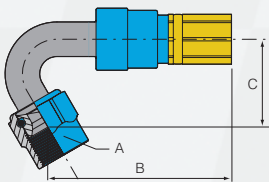
**90° Elbow Double Swivel JIC (AN) Female**  
**Stainless Steel Elbow with Aluminium Nut & Insert**

Fitting part no.	Hose size	Fitting thread size	A		B		C	
			ins	mm	ins	mm	ins	mm
AC-06-H3-7-DS	-06	9/16 x 18	11/16	17.4	2.18	55.6	0.95	24.1
AC-08-H3-7-DS	-08	3/4 x 16	7/8	22.2	2.33	59.2	1.10	27.9



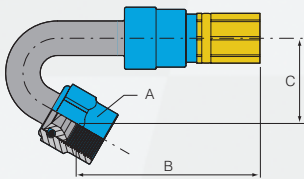
**120° Elbow Double Swivel JIC (AN) Female**  
**Stainless Steel Elbow with Aluminium Nut & Insert**

Fitting part no.	Hose size	Fitting thread size	A		B		C	
			ins	mm	ins	mm	ins	mm
AC-06-P3-7-DS	-06	9/16 x 18	11/16	17.4	1.86	47.2	1.04	26.5
AC-08-P3-7-DS	-08	3/4 x 16	7/8	22.2	1.88	47.7	1.28	32.6



**150° Elbow Double Swivel JIC (AN) Female**  
**Stainless Steel Elbow with Aluminium Nut & Insert**

Fitting part no.	Hose size	Fitting thread size	A		B		C	
			ins	mm	ins	mm	ins	mm
AC-06-R3-7-DS	-06	9/16 x 18	11/16	17.4	1.52	38.7	1.02	25.8
AC-08-R3-7-DS	-08	3/4 x 16	7/8	22.2	1.46	37.2	1.24	31.6

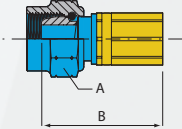




USA: (704) 793 4319 UK: 01753 545554 WEB: www.bmrs.net

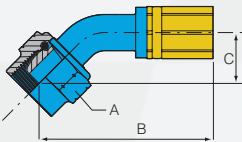
## Metric

### Straight Metric Female



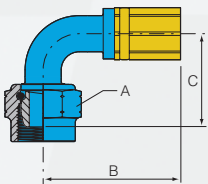
Fitting part no.	Hose size	Fitting thread size	A		B		C	
			ins	mm	ins	mm	ins	mm
AC-06-ST-M14	-06	M14 x 1.50	11/16	17.4	1.42	36.0	-	-
AC-06-ST-M16	-06	M16 x 1.50	3/4	19.0	1.42	36.0	-	-
AC-08-ST-M18	-08	M18 x 1.50	7/8	22.2	1.42	36.0	-	-
AC-10-ST-M22	-10	M22 x 1.50	1	25.4	1.53	38.8	-	-
AC-12-ST-M26	-12	M26 x 1.50	1 1/4	31.7	1.82	46.2	-	-
AC-12-ST-M30	-12	M30 x 1.50	1 1/2	38.1	1.91	48.5	-	-
AC-16-ST-M30	-16	M30 x 1.50	1 1/2	38.1	1.91	48.5	-	-

### 45° Elbow Metric Female



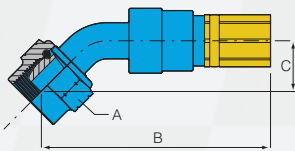
Fitting part no.	Hose size	Fitting thread size	A		B		C	
			ins	mm	ins	mm	ins	mm
AC-06-45-M14	-06	M14 x 1.50	11/16	17.4	1.89	48.1	0.61	15.4
AC-06-45-M16	-06	M16 x 1.50	3/4	19.0	1.89	48.1	0.61	15.4
AC-08-45-M18	-08	M18 x 1.50	7/8	22.2	2.26	57.5	0.73	18.5
AC-10-45-M22	-10	M22 x 1.50	1	25.4	2.33	59.4	0.85	21.5

### 90° Elbow Metric Female



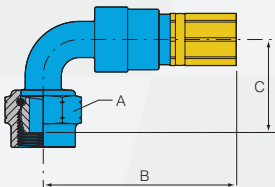
Fitting part no.	Hose size	Fitting thread size	A		B		C	
			ins	mm	ins	mm	ins	mm
AC-06-90-M14	-06	M14 x 1.50	11/16	17.4	1.48	37.6	1.10	27.9
AC-06-90-M16	-06	M16 x 1.50	3/4	19.0	1.48	37.6	1.10	27.9
AC-08-90-M18	-08	M18 x 1.50	7/8	22.2	1.63	41.3	1.25	31.7
AC-10-90-M22	-10	M22 x 1.50	1	25.4	2.01	51.1	1.46	37.1
AC-12-90-M30	-12	M30 x 1.50	1 1/2	38.1	2.07	52.7	1.89	48.1

### 45° Elbow Female Double Swivel - Metric




Fitting part no.	Hose size	Fitting thread size	A		B		C	
			ins	mm	ins	mm	ins	mm
AC-12-45-M26-DS	-12	M26 x 1.50	1 1/4	31.7	3.53	89.7	0.93	23.6
AC-16-45-M30-DS	-16	M30 x 1.50	1 1/2	38.1	3.85	97.7	1.08	27.4

### 90° Elbow Female Double Swivel - Metric



Fitting part no.	Hose size	Fitting thread size	A		B		C	
			ins	mm	ins	mm	ins	mm
AC-12-90-M26-DS	-12	M26 x 1.50	1 1/4	31.7	2.78	70.7	1.61	40.9
AC-16-90-M30-DS	-16	M30 x 1.50	1 1/2	38.1	2.98	75.7	1.95	49.5



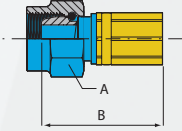
# PROGOLD AC CRIMPED FITTINGS

2.1.11

USA: (704) 793 4319 UK: 01753 545554 WEB: www.bmrs.net

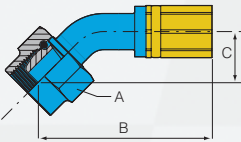
## BSP

### Straight BSP Female



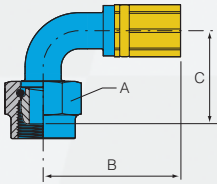
Fitting part no.	Hose size	Fitting thread size	A		B		C	
			ins	mm	ins	mm	ins	mm
AC-06-ST-BSP	-06	3/8	3/4	19	1.42	36.0	-	-
AC-08-ST-BSP	-08	1/2	7/8	22	1.42	36.0	-	-
AC-10-ST-BSP	-10	5/8	1 1/16	27	1.53	38.8	-	-
AC-12-ST-BSP	-12	3/4	1 1/4	31.7	1.76	44.80	-	-
AC-16-ST-BSP	-16	1	1 1/2	38.1	1.90	48.25	-	-

### 45° Elbow BSP Female



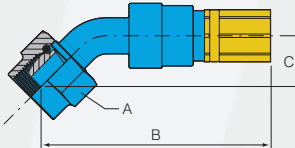
Fitting part no.	Hose size	Fitting thread size	A		B		C	
			ins	mm	ins	mm	ins	mm
AC-06-45-BSP	-06	3/8	3/4	19	1.89	48.1	0.61	15.4
AC-08-45-BSP	-08	1/2	7/8	22	2.26	57.5	0.73	18.5
AC-10-45-BSP	-10	5/8	1 1/16	27	2.33	59.36	0.85	21.5

### 90° Elbow BSP Female



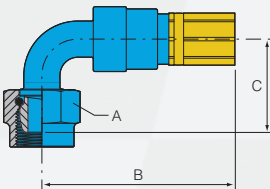
Fitting part no.	Hose size	Fitting thread size	A		B		C	
			ins	mm	ins	mm	ins	mm
AC-06-90-BSP	-06	3/8	3/4	19	1.48	37.6	1.10	27.9
AC-08-90-BSP	-08	1/2	7/8	22	1.63	41.3	1.25	31.7
AC-10-90-BSP	-10	5/8	1 1/16	27	2.01	51.1	1.46	37.1

### 45° Elbow Female Double Swivel - BSP




Fitting part no.	Hose size	Fitting thread size	A		B		C	
			ins	mm	ins	mm	ins	mm
AC-12-45-BSP-DS	-12	3/4	1 1/4	31.7	3.53	89.7	0.93	23.6
AC-16-45-BSP-DS	-16	1	1 1/2	38.1	3.85	97.7	1.08	27.4

### 90° Elbow Female Double Swivel - BSP

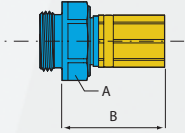


Fitting part no.	Hose size	Fitting thread size	A		B		C	
			ins	mm	ins	mm	ins	mm
AC-12-90-BSP-DS	-12	3/4	1 1/4	31.7	2.78	70.7	1.61	40.9
AC-16-90-BSP-DS	-16	1	1 1/2	38.1	2.98	75.7	1.95	49.5



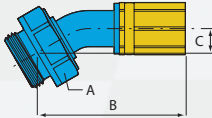
## Male Swivel Port Thread

### Straight Male Swivel – Port Fitting



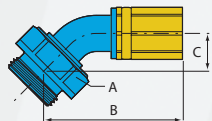
Fitting part no.	Hose size	Port size	Fitting thread size	A		B		C	
				ins	mm	ins	mm	ins	mm
AC-06-M3-00	-06	-06	9/16 x 18	3/4	19.0	1.42	36.1		
AC-08-M3-00	-08	-08	3/4 x 16	7/8	22.2	1.25	31.8		
AC-08-06-M3-00	-08	-06	9/16 x 18	7/8	22.2	1.56	39.7		
AC-08-10-M3-00	-08	-10	7/8 x 14	1	25.4	1.37	35.0		
AC-10-M3-00	-10	-10	7/8 x 14	1	25.4	1.49	37.8		
AC-10-08-M3-00	-10	-08	3/4 x 16	1	25.4	1.78	45.4		
AC-10-12-M3-00	-10	-12	1 1/16 x 12	1 1/4	31.7	1.50	38.2		
AC-12-M3-00	-12	-12	1 1/16 x 12	1 1/4	31.7	1.50	38.2		
AC-12-10-M3-00	-12	-10	7/8 x 14	1 1/4	31.7	1.91	48.5		
AC-16-M3-00	-16	-16	1 5/16 x 12	1 1/2	38.1	1.58	40.3		
AC-16-12-M3-00	-16	-12	1 1/16 x 12	1 1/4	31.7	1.50	38.2		
AC-20-M3-00	-20	-20	1 5/8 x 12	1 13/16	46.0	2.32	59.0		

### 30° Elbow Male Swivel – Port Fitting



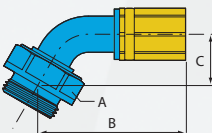
Fitting part no.	Hose size	Port size	Fitting thread size	A		B		C	
				ins	mm	ins	mm	ins	mm
AC-06-M3-30	-06	-06	9/16 x 18	3/4	19.0	2.23	56.7	0.52	13.2
AC-08-M3-30	-08	-08	3/4 x 16	7/8	22.2	2.56	65.2	0.55	14.0
AC-10-M3-30	-10	-10	7/8 x 14	1	25.4	1.99	50.6	0.47	12.1
AC-10-12-M3-30	-10	-12	1 1/16 x 12	1 1/4	31.7	2.01	51.1	0.49	12.5
AC-12-M3-30	-12	-12	1 1/16 x 12	1 1/4	31.7	2.44	62.1	0.51	12.9
AC-12-10-M3-30	-12	-10	7/8 x 14	1 1/4	31.7	2.79	71.0	0.71	18.1
AC-16-M3-30	-16	-16	1 5/16 x 12	1 1/2	38.1	3.09	78.5	0.73	18.7
AC-16-12-M3-30	-16	-12	1 1/16 x 12	1 1/4	31.7	2.44	62.1	0.51	12.9

### 45° Elbow Male Swivel – Port Fitting



Fitting part no.	Hose size	Port size	Fitting thread size	A		B		C	
				ins	mm	ins	mm	ins	mm
AC-06-M3-45	-06	-06	9/16 x 18	3/4	19.0	2.06	52.4	0.78	19.8
AC-08-M3-45	-08	-08	3/4 x 16	7/8	22.2	2.38	60.6	0.83	21.1
AC-08-10-M3-45	-08	-10	7/8 x 14	1	25.4	2.22	56.6	0.63	16.1
AC-10-M3-45	-10	-10	7/8 x 14	1	25.4	1.83	46.6	0.74	18.7
AC-10-08-M3-45	-10	-08	3/4 x 16	1	25.4	2.07	52.6	0.97	24.7
AC-10-12-M3-45	-10	-12	1 1/16 x 12	1 1/4	31.7	1.85	47.1	0.76	19.2
AC-12-M3-45	-12	-12	1 1/16 x 12	1 1/4	31.7	2.27	57.8	0.79	20.2
AC-12-10-M3-45	-12	-10	7/8 x 14	1 1/4	31.7	2.56	65.1	1.08	27.5
AC-16-M3-45	-16	-16	1 5/16 x 12	1 1/2	38.1	2.90	73.7	0.89	22.6
AC-16-12-M3-45	-16	-12	1 1/16 x 12	1 1/4	31.7	2.27	57.8	0.79	20.2
AC-20-M3-45	-20	-20	1 5/8 x 12	1 13/16	46.0	3.13	79.5	0.94	23.8

### 60° Elbow Male Swivel – Port Fitting

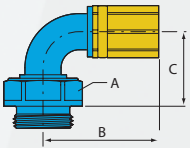


Fitting part no.	Hose size	Port size	Fitting thread size	A		B		C	
				ins	mm	ins	mm	ins	mm
AC-06-M3-60	-06	-06	9/16 x 18	3/4	19.0	2.10	53.5	1.01	25.7
AC-08-M3-60	-08	-08	3/4 x 16	7/8	22.2	2.27	57.7	1.03	26.1
AC-10-M3-60	-10	-10	7/8 x 14	1	25.4	1.83	46.6	0.91	23.1
AC-10-12-M3-60	-10	-12	1 1/16 x 12	1 1/4	31.7	1.85	46.1	0.93	23.6
AC-12-M3-60	-12	-12	1 1/16 x 12	1 1/4	31.7	2.27	57.8	0.83	21.1
AC-12-10-M3-60	-12	-10	7/8 x 14	1 1/4	31.7	2.56	65.1	1.18	30.5
AC-16-M3-60	-16	-16	1 5/16 x 12	1 1/2	38.1	2.90	73.7	1.18	29.9
AC-16-12-M3-60	-16	-12	1 1/16 x 12	1 1/4	31.7	2.27	57.8	0.83	21.1



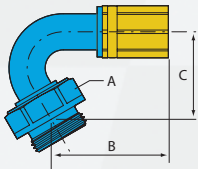
## Male Swivel Port Thread

### 90° Elbow Male Swivel – Port Fitting



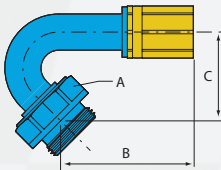
Fitting part no.	Hose size	Port size	Fitting thread size	A		B		C	
				ins	mm	ins	mm	ins	mm
AC-06-M3-90	-06	-06	9/16 x 18	3/4	19.0	1.48	37.6	1.34	34.1
AC-08-M3-90	-08	-08	3/4 x 16	7/8	22.2	1.63	41.3	1.39	35.5
AC-08-06-M3-90	-08	-06	9/16 x 18	7/8	22.2	1.63	41.3	1.39	35.5
AC-08-10-M3-90	-08	-10	7/8 x 14	1	25.4	1.63	41.3	1.16	29.5
AC-10-M3-90	-10	-10	7/8 x 14	1	25.4	2.01	51.1	1.31	33.2
AC-10-08-M3-90	-10	-08	3/4 x 16	1	25.4	2.01	51.1	1.60	40.5
AC-10-12-M3-90	-10	-12	1 1/16 x 12	1 1/4	31.7	2.01	51.1	1.33	33.7
AC-12-M3-90	-12	-12	1 1/16 x 12	1 1/4	31.7	2.07	52.7	1.47	37.5
AC-12-10-M3-90	-12	-10	7/8 x 14	1 1/4	31.7	2.07	52.7	1.88	47.8
AC-16-M3-90	-16	-16	1 5/16 x 12	1 1/2	38.1	2.25	57.3	1.76	44.9
AC-16-12-M3-90	-16	-12	1 1/16 x 12	1 1/4	31.7	2.07	52.7	1.47	37.5
AC-20-M3-90	-20	-20	1 5/8 x 12	1 13/16	46.0	2.75	69.8	2.06	52.32

### 120° Elbow Male Swivel – Port Fitting



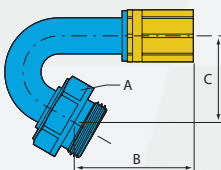
Fitting part no.	Hose size	Port size	Fitting thread size	A		B		C	
				ins	mm	ins	mm	ins	mm
AC-10-08-M3-120	-10	-08	3/4 x 16	1	25.4	1.91	48.5	1.85	47.1

### 135° Elbow Male Swivel – Port Fitting



Fitting part no.	Hose size	Port size	Fitting thread size	A		B		C	
				ins	mm	ins	mm	ins	mm
AC-12-M3-135	-12	-12	1 1/16 x 12	1 1/4	31.7	2.07	52.6	1.79	45.5
AC-12-10-M3-135	-12	-10	7/8 x 14	1 1/4	31.7	2.07	52.6	1.79	45.5

### 150° Elbow Male Swivel – Port Fitting



Fitting part no.	Hose size	Port size	Fitting thread size	A		B		C	
				ins	mm	ins	mm	ins	mm
AC-10-08-M3-150	-10	-08	3/4 x 16	1	25.4	0.97	24.7	1.68	42.8



USA: (704) 793 4319 UK: 01753 545554 WEB: www.bmrs.net

## Oil Pump & Oil Cooler Fittings

### Metric - for use with Setrab Coolers

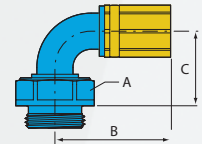
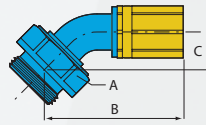
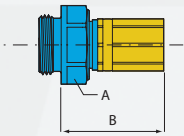
Fitting part no.	Hose size	Fitting thread size	A		B		C	
			ins	mm	ins	mm	ins	mm
AC-08-M3-00-M22	-08	M22 x 1.5	7/8	22.2	1.25	31.8	-	-
AC-08-M3-45-M22	-08	M22 x 1.5	7/8	22.2	2.38	60.6	0.83	21.1
AC-08-M3-90-M22	-08	M22 x 1.5	7/8	22.2	1.63	41.3	1.39	35.5
AC-08-M3-120-M22	-08	M22 x 1.5	7/8	22.2	1.76	44.9	1.50	38.2
AC-12-M3-90-M22	-12	M22 x 1.5	1 1/4	31.7	2.07	52.7	1.47	37.5

### Commonly used with Auto Verdi & FWRC Oil Pumps

Fitting part no.	Hose size	Fitting thread size	A		B		C	
			ins	mm	ins	mm	ins	mm
AC-10-0001-70	-10	1 1/8 x 20 UN	1 1/4	31.7	2.05	52.1	1.32	33.5
AC-10-0001-90	-10	1 1/8 x 20 UN	1 1/4	31.7	2.01	51.1	1.33	33.7
AC-12-0002-00	-12	1 1/8 x 20 UN	1 1/4	31.7	1.50	38.2	-	-
AC-12-0002-30	-12	1 1/8 x 20 UN	1 1/4	31.7	2.44	62.1	0.51	12.9
AC-12-0002-45	-12	1 1/8 x 20 UN	1 1/4	31.7	2.27	57.8	0.79	20.2
AC-12-0002-60	-12	1 1/8 x 20 UN	1 1/4	31.7	2.70	68.6	0.98	24.1
AC-12-0002-70	-12	1 1/8 x 20 UN	1 1/4	31.7	2.52	64.0	1.12	28.4
AC-12-0002-90	-12	1 1/8 x 20 UN	1 1/4	31.7	2.07	52.7	1.47	37.5

### Commonly used with FWRC Oil Pumps

Fitting part no.	Hose size	Fitting thread size	A		B		C	
			ins	mm	ins	mm	ins	mm
AC-12-0029-00	-12	1 x 20 UNEF	1 1/4	31.7	1.50	38.2	-	-
AC-12-0029-30	-12	1 x 20 UNEF	1 1/4	31.7	2.44	62.1	0.51	12.9
AC-12-0029-45	-12	1 x 20 UNEF	1 1/4	31.7	2.27	57.8	0.79	20.2
AC-12-0029-60	-12	1 x 20 UNEF	1 1/4	31.7	2.70	68.6	0.98	24.1
AC-12-0029-90	-12	1 x 20 UNEF	1 1/4	31.7	2.07	52.7	1.47	37.5



## Dailey Pump Fittings

### Straight



Fitting part no.	Hose
AC-10-0017	-10
AC-12-0033-00	-12

### Elbow



Elbow Angle	Fitting part no.	Hose
30°	AC-12-0033-30	-12
45°	AC-12-0033-45	-12
60°	AC-12-0033-60	-12
90°	AC-12-0033-90	-12

### Elbow Double Swivel



Elbow Angle	Fitting part no.	Hose
45°	AC-12-0033-45-DS	-12
90°	AC-12-0033-90-DS	-12

These fittings use Dailey two bolt flange part number 26-08-0600

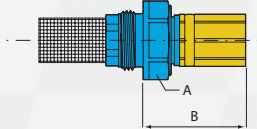


## Male Swivel Port Fittings with Integral Filter Screen

Filter Screen supplied separately.

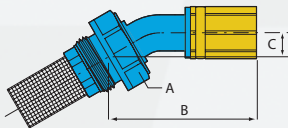
### Straight Male Swivel – Port Fitting with Integral Filter Screen

Fitting part no.	Hose size	Port size	Fitting thread size	A		B		C	
				ins	mm	ins	mm	ins	mm
AC-12-0003-00	-12	-12	1 1/16 x 12	1 1/4	31.7	1.50	38.2		



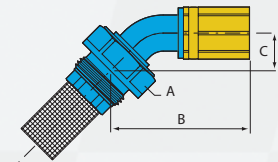
### 30° Elbow Male Swivel – Port Fitting with Integral Filter Screen

Fitting part no.	Hose size	Port size	Fitting thread size	A		B		C	
				ins	mm	ins	mm	ins	mm
AC-12-0003-30	-12	-12	1 1/16 x 12	1 1/4	31.7	2.44	62.1	0.51	12.9



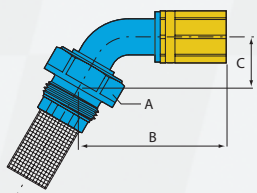
### 45° Elbow Male Swivel – Port Fitting with Integral Filter Screen

Fitting part no.	Hose size	Port size	Fitting thread size	A		B		C	
				ins	mm	ins	mm	ins	mm
AC-12-0003-45	-12	-12	1 1/16 x 12	1 1/4	31.7	2.27	57.8	0.79	20.2



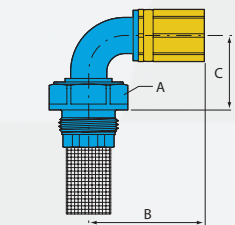
### 60° Elbow Male Swivel – Port Fitting with Integral Filter Screen

Fitting part no.	Hose size	Port size	Fitting thread size	A		B		C	
				ins	mm	ins	mm	ins	mm
AC-12-0003-60	-12	-12	1 1/16 x 12	1 1/4	31.7	2.63	66.8	0.83	21.1



### 90° Elbow Male Swivel – Port Fitting with Integral Filter Screen

Fitting part no.	Hose size	Port size	Fitting thread size	A		B		C	
				ins	mm	ins	mm	ins	mm
AC-12-0003-90	-12	-12	1 1/16 x 12	1 1/4	31.7	2.07	52.7	1.47	37.5

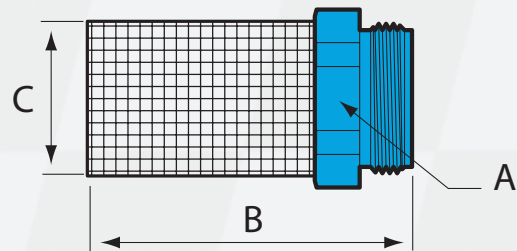





USA: (704) 793 4319 UK: 01753 545554 WEB: www.bmrs.net

## Filter Screens for Male Port Fittings

The range of Filter Screens shown on this page are designed specifically to be used in conjunction with select port and banjo fittings (see table below).



Filter screen part number	To suit hose/port size	Screen mesh size (micron)	A		B		C	
			ins	mm	ins	mm	ins	mm
32-0002-12	-12	500	7/8	22.22	1.70	43.20	0.75	19.0
32-0003-12	-12	500	7/8	22.22	1.60	40.60	0.75	19.0
32-0004-12	-12	500	7/8	22.22	0.60	15.25	0.75	19.0

Custom lengths are available upon request.

The fittings shown in this table can incorporate the filters shown on this page.

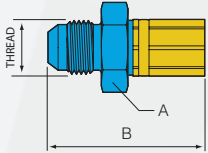
Part number	Refer to page
AC-12-0003-00	2.1.15
AC-12-0003-30	2.1.15
AC-12-0003-45	2.1.15
AC-12-0003-60	2.1.15
AC-12-0003-90	2.1.15
AC-12-0013	2.1.18
AC-12-0019	2.1.18
AC-10-0022-90F	2.2.2
AC-12-0042-90F	2.2.2





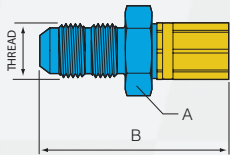
## AC Crimped Fittings

### JIC (AN) Male



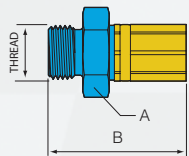
Fitting part no.		Hose size	Fitting thread size	A		B	
Aluminium	Stainless steel			ins	mm	ins	mm
AC-06-J3	AC-06-J7	-06	9/16 x 18	13/16	20.6	1.67	42.5
AC-08-J3		-08	3/4 x 16	1	25.4	1.77	45.1
AC-10-J3		-10	7/8 x 14	1 1/8	28.6	2.10	53.5
AC-12-J3		-12	1 1/16 x 12	1 1/4	31.8	2.19	55.75
AC-16-J3		-16	1 5/16 x 12	1 1/2	38.1	2.24	57.0

### JIC (AN) Male Bulkhead



Fitting part no.		Hose size	Fitting thread size	A		B	
Aluminium	Stainless steel			ins	mm	ins	mm
AC-06-BH-J3		-06	9/16 x 18	13/16	20.6	2.36	60.0
AC-08-BH-J3		-08	3/4 x 16	1	25.4	2.48	63.0
AC-10-BH-J3		-10	7/8 x 14	1 1/8	28.6	2.86	72.7
AC-12-BH-J3		-12	1 1/16 x 12	1 1/4	31.8	3.01	76.6
AC-16-BH-J3		-16	1 5/16 x 12	1 1/2	38.1	3.01	76.6

### ORB Male Fixed

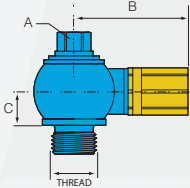


Fitting part no.		Hose size	Fitting thread size	A		B	
Aluminium	Stainless steel			ins	mm	ins	mm
AC-06-K3		-06	9/16 x 18	13/16	20.6	1.47	37.3
AC-08-K3		-08	3/4 x 16	1	25.4	1.53	39.0
AC-10-K3		-10	7/8 x 14	1 1/8	28.6	1.83	46.54
AC-12-K3		-12	1 1/16 x 12	1 1/4	31.8	1.87	47.5
AC-16-K3		-16	1 5/16 x 12	1 1/2	38.1	1.92	48.7



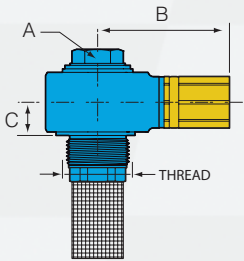
## Swivel Banjo

### Swivel Banjo - External Drive



Fitting part no.	Material	Hose size	Thread size	A		B		C	
				ins	mm	ins	mm	ins	mm
AC-06-0013	Stainless steel	-06	9/16 x 18	7/16	11.10	1.42	36.00	0.43	10.80
AC-06-0017-3	Aluminium	-06	9/16 x 18	3/8	9.52	1.42	36.00	0.43	10.80
AC-06-0017-7	Stainless steel	-06	9/16 x 18	3/8	9.52	1.42	36.00	0.43	10.80
AC-06-0029-7	Aluminium banjo Stainless steel bolt	-06	7/16 x 20	3/8	9.52	1.42	36.00	0.43	10.80
AC-08-0002	Aluminium	-08	3/4 x 16	7/16	11.10	1.50	38.00	0.50	12.60
AC-08-0016	Aluminium banjo Stainless steel bolt	-08	3/4 x 16	7/16	11.10	1.50	38.00	0.50	12.60

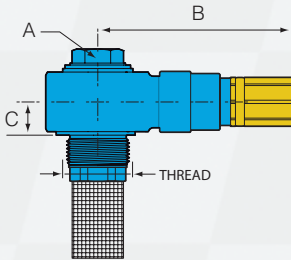
### Swivel Banjo - External Drive with Integral Filter Screen



Fitting part no.	Material	Hose size	Thread size	A		B		C	
				ins	mm	ins	mm	ins	mm
AC-12-0013	Aluminium	-12	1 1/16 x 12	3/4	19.05	2.01	51.00	0.60	15.20

*Filter screen supplied separately*

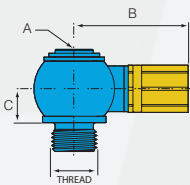
### Double Swivel Banjo - External Drive with Integral Filter Screen



Fitting part no.	Material	Hose size	Thread size	A		B		C	
				ins	mm	ins	mm	ins	mm
AC-12-0019	Aluminium	-12	1 1/16 x 12	3/4	19.05	2.60	66.00	0.60	15.20

*Filter screen supplied separately*

### Swivel Banjo - Internal Drive

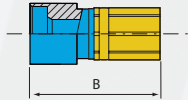


Fitting part no.	Material	Hose size	Thread size	Thread length		A		B		C	
				ins	mm	ins	mm	ins	mm	ins	mm
AC-10-0006	Aluminium	-10	7/8 x 14	0.50	12.7	3/8	9.52	1.92	48.75	0.53	13.55
AC-10-0021	Aluminium	-10	7/8 x 14	0.35	8.90	3/8	9.52	1.92	48.75	0.53	13.55



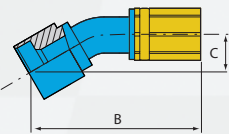
## Female Wiggins - Single 'O' Ring

### Straight Female Wiggins



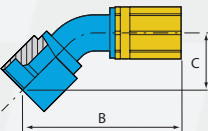
Fitting part no.	Hose size	Wiggins Clamp size	B		C	
			ins	mm	ins	mm
AC-06-08-ST-WF	-06	-08	1.61	41.0	-	-
AC-08-ST-WF	-08	-08	1.61	41.0	-	-
AC-08-10-ST-WF	-08	-10	1.69	43.0	-	-
AC-10-ST-WF	-10	-10	1.69	43.0	-	-
AC-12-ST-WF	-12	-12	1.81	46.0	-	-
AC-12-16-ST-WF	-12	-16	1.88	47.8	-	-
AC-16-ST-WF	-16	-16	1.85	47.0	-	-
AC-20-ST-WF	-20	-20	2.46	62.5	-	-
AC-20-28-ST-WF	-20	-28	2.42	61.4	-	-
AC-24-ST-WF	-24	-24	2.75	70.0	-	-
AC-28-ST-WF	-28	-28	2.87	73.1	-	-
AC-32-ST-WF	-32	-32	3.22	81.9	-	-

### 30° Elbow Female Wiggins



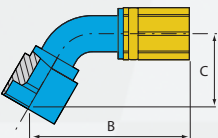
Fitting part no.	Hose size	Wiggins Clamp size	B		C	
			ins	mm	ins	mm
AC-16-30-WF	-16	-16	2.94	74.6	0.72	18.2

### 45° Elbow Female Wiggins



Fitting part no.	Hose size	Wiggins Clamp size	B		C	
			ins	mm	ins	mm
AC-06-08-45-WF	-06	-08	2.06	52.3	0.77	19.7
AC-08-45-WF	-08	-08	2.42	61.6	0.85	21.5
AC-10-45-WF	-10	-10	2.52	64.0	0.88	22.5
AC-12-45-WF	-12	-12	2.72	69.0	1.02	26.0
AC-16-45-WF	-16	-16	2.75	70.0	1.04	26.5
AC-20-45-WF	-20	-20	3.44	87.5	1.26	32.0
AC-24-45-WF	-24	-24	4.71	119.8	1.48	37.6

### 60° Elbow Female Wiggins



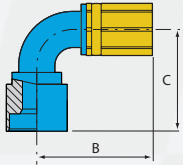
Fitting part no.	Hose size	Wiggins Clamp size	B		C	
			ins	mm	ins	mm
AC-16-60-WF	-16	-16	2.77	70.4	1.44	36.6



USA: (704) 793 4319 UK: 01753 545554 WEB: www.bmrs.net

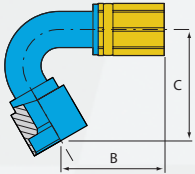
## Female Wiggins - Single 'O' Ring

### 90° Elbow Female Wiggins



Fitting part no.	Hose size	Wiggins Clamp size	B		C	
			ins	mm	ins	mm
AC-06-08-90-WF	-06	-08	1.48	37.6	1.34	34.1
AC-08-90-WF	-08	-08	1.63	41.3	1.49	38.0
AC-08-12-90-WF	-08	-12	1.63	41.3	1.61	41.0
AC-10-90-WF	-10	-10	2.01	51.1	1.63	41.6
AC-12-90-WF	-12	-12	2.07	52.7	1.87	47.7
AC-16-90-WF	-16	-16	2.25	57.3	2.04	51.8
AC-20-90-WF	-20	-20	2.75	69.8	2.52	64.0
AC-24-90-WF	-24	-24	4.12	104.6	2.82	71.7

### 120° Elbow Female Wiggins

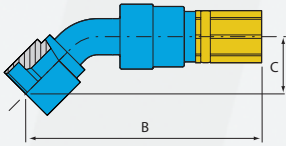


Fitting part no.	Hose size	Wiggins Clamp size	B		C	
			ins	mm	ins	mm
AC-12-120-WF	-12	-12	1.65	42.0	2.10	53.5



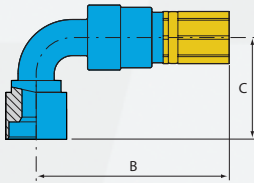
## Female Wiggins - Single 'O' Ring

### 45° Elbow Female Double Swivel Wiggins



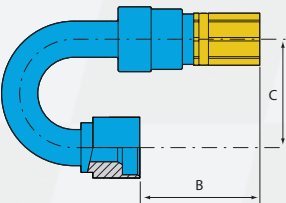
Fitting part no.	Hose size	Wiggins Clamp size	B		C	
			ins	mm	ins	mm
AC-0608-45-WFDS	-06	-08	2.76	70.2	0.77	19.7
AC-08-45-WF-DS	-08	-08	3.09	75.5	0.85	21.5
AC-10-45-WF-DS	-10	-10	3.08	78.2	0.88	22.5
AC-12-45-WF-DS	-12	-12	3.58	91.1	1.02	26.0
AC-16-45-WF-DS	-16	-16	3.85	97.8	1.04	26.5
AC-20-45-WF-DS	-20	-20	4.50	114.4	1.26	32.0

### 90° Elbow Female Double Swivel Wiggins



Fitting part no.	Hose size	Wiggins Clamp size	B		C	
			ins	mm	ins	mm
AC-0608-90-WFDS	-06	-08	2.19	55.6	1.34	34.1
AC-08-90-WF-DS	-08	-08	2.33	59.2	1.49	38.0
AC-10-90-WF-DS	-10	-10	2.84	72.1	1.63	41.6
AC-12-90-WF-DS	-12	-12	2.78	70.7	1.87	47.7
AC-16-90-WF-DS	-16	-16	2.98	75.7	2.04	51.8
AC-20-90-WF-DS	-20	-20	3.85	97.8	2.52	64.0

### 180° Elbow Female Double Swivel Wiggins



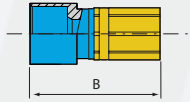
Fitting part no.	Hose size	Wiggins Clamp size	B		C	
			ins	mm	ins	mm
AC-12-180-WF-DS	-12	-12	1.37	35.0	2.25	57.1



USA: (704) 793 4319 UK: 01753 545554 WEB: www.bmrs.net

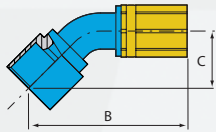
## Deep Female Wiggins - Double 'O' Ring

### Straight Female Wiggins



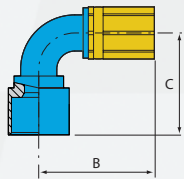
Fitting part no.	Hose size	Wiggins Clamp size	B		C	
			ins	mm	ins	mm
AC-06-08-ST-WFFD	-06	-08	1.61	41.0	-	-
AC-08-ST-WFFD	-08	-08	1.61	41.0	-	-
AC-10-ST-WFFD	-10	-10	1.69	43.0	-	-
AC-12-ST-WFFD	-12	-12	1.81	46.0	-	-
AC-16-ST-WFFD	-16	-16	1.85	47.0	-	-
AC-20-ST-WFFD	-20	-20	2.46	62.5	-	-
AC-20-24-ST-WFFD	-20	-24	2.33	59.2	-	-
AC-24-ST-WFFD	-24	-24	2.75	70.0	-	-

### 45° Elbow Female Wiggins



Fitting part no.	Hose size	Wiggins Clamp size	B		C	
			ins	mm	ins	mm
AC-06-08-45-WFFD	-06	-08	2.06	52.3	0.77	19.7
AC-08-45-WFFD	-08	-08	2.42	61.6	0.85	21.5
AC-10-45-WFFD	-10	-10	2.52	64.0	0.88	22.5
AC-12-45-WFFD	-12	-12	2.72	69.0	1.02	26.0
AC-16-45-WFFD	-16	-16	2.75	70.0	1.04	26.5
AC-20-45-WFFD	-20	-20	3.44	87.5	1.26	32.0
AC-24-45-WFFD	24	-24	4.71	119.8	1.48	37.6

### 90° Elbow Female Wiggins

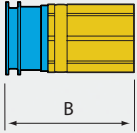


Fitting part no.	Hose size	Wiggins Clamp size	B		C	
			ins	mm	ins	mm
AC-06-08-90-WFFD	-06	-08	1.48	37.6	1.34	34.1
AC-08-90-WFFD	-08	-08	1.63	41.3	1.49	38.0
AC-10-90-WFFD	-10	-10	2.01	51.1	1.63	41.6
AC-12-90-WFFD	-12	-12	2.07	52.7	1.87	47.7
AC-16-90-WFFD	-16	-16	2.25	57.3	2.04	51.8
AC-20-90-WFFD	-20	-20	2.75	69.8	2.52	64.0
AC-24-90-WFFD	-24	-24	4.87	123.7	3.83	97.4




## Male Wiggins - Single 'O' Ring

### Straight Male Wiggins

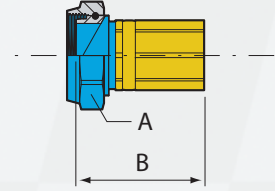


Fitting part no.	Hose size	Wiggins Clamp size	B	
			ins	mm
AC-06-08-ST-WM	-06	-08	1.29	32.8
AC-08-ST-WM	-08	-08	1.29	32.8
AC-10-ST-WM	-10	-10	1.40	35.5
AC-12-ST-WM	-12	-12	1.57	40.0
AC-16-ST-WM	-16	-16	1.57	40.0
AC-20-16-ST-WM	-20	-16	2.03	51.5
AC-20-ST-WM	-20	-20	2.03	51.5



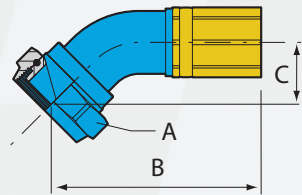
## Flareless

### Straight Flareless



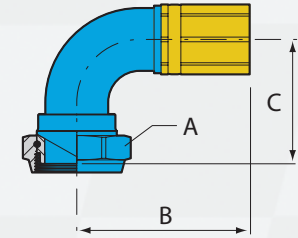
Fitting part no.	Hose size	Thread	A		B		C	
			ins	mm	ins	mm	ins	mm
AC-24-0001-00	-24	1 13/16 x 12 UN	2.062	52.37	2.50	63.50	-	-
AC-28-0001-00	-28	2 1/8 x 12 UN	2.375	60.32	2.54	64.50	-	-
AC-32-0001-00	-32	2 3/8 x 12 UN	2.625	66.67	2.80	71.00	-	-

### 45° Elbow Flareless



Fitting part no.	Hose size	Thread	A		B		C	
			ins	mm	ins	mm	ins	mm
AC-24-0001-45	-24	1 13/16 x 12 UN	2.062	52.37	4.59	116.6	1.20	30.30

### 90° Elbow Flareless



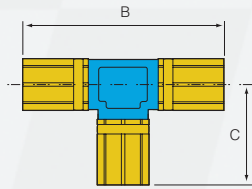
Fitting part no.	Hose size	Thread	A		B		C	
			ins	mm	ins	mm	ins	mm
AC-24-0001-90	-24	1 13/16 x 12 UN	2.062	52.37	4.12	104.6	2.68	68.10





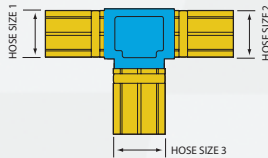
## 'T' Piece

### 'T' Piece to 3 Tails



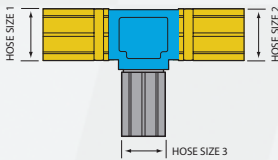
Fitting part no.	Hose size	B		C	
		ins	mm	ins	mm
AC-06-0006	-06	2.16	55.00	1.08	27.50
AC-08-0027	-08	2.55	65.00	1.28	32.50
AC-10-0020	-10	2.93	74.40	1.46	37.20

### 'T' Piece to 3 Tails, Unequal



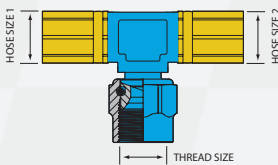
Fitting part no.	Hose size 1	Hose size 2	Hose size 3
AC-06-0021	-06	-06	-08

### 'T' Piece to 3 Tails, Unequal Smooth Bore on Branch



Fitting part no.	Hose size 1	Hose size 2	Hose size 3
AC-06-0024	-06	-06	-04

### 'T' Piece Female Swivel on Branch

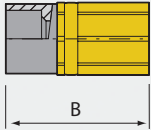


Fitting part no.	Hose size 1	Hose size 2	Thread size
AC-06-0028	-06	-06	9/16 x 18



USA: (704) 793 4319 UK: 01753 545554 WEB: www.bmrs.net

## Crimp Tail Form Weld On - Socket Weld

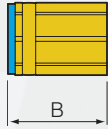


Fitting part no.	Fitting part no.	Hose size	Tube size	B	
Stainless steel insert	Aluminium insert			ins	mm
TF-06-AC-7	TF-06-AC-J	-06	3/8	1.00	25.4
TF-08-AC-7	TF-08-AC-J	-08	1/2	1.09	27.8
TF-10-AC-7	TF-10-AC-J	-10	5/8	1.22	31.1
TF-12-AC-7	TF-12-AC-J	-12	3/4	1.23	31.2
TF-12-14-AC-7		-12	7/8	1.34	34.2
TF-16-14-AC-7		-16	7/8	1.23	31.2
TF-16-AC-7	TF-16-AC-J	-16	1	1.23	31.2
TF-20-AC-7	TF-20-AC-J	-20	1 1/4	1.66	42.1

**Note: These fittings MUST be welded to the tube BEFORE assembling to the hose.**

## Finisher

Used to tidy up the end of an open vent or drain hose.





Fitting part no.	Hose size	B	
		ins	mm
AC-06-FINISHER	-06	0.86	22.0
AC-08-FINISHER	-08	0.86	22.0
AC-10-FINISHER	-10	0.96	24.5
AC-12-FINISHER	-12	0.96	24.5
AC-16-FINISHER	-16	0.96	24.5
AC-20-FINISHER	-20	1.42	36.0
AC-24-FINISHER	-24	1.28	36.0



# PROGOLD AC CRIMPED FITTINGS

2.1.27

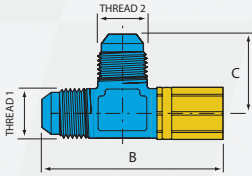
USA: (704) 793 4319 UK: 01753 545554 WEB: [www.bmrs.net](http://www.bmrs.net)





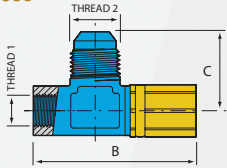
## Carb Kits & Adaptors

### 'T' Piece



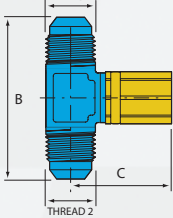
Fitting part no.	Hose size	Thread 1	Thread 2	B		C	
				ins	mm	ins	mm
AC-08-0003	-08	3/4 x 16	9/16 x 18	2.50	63.50	1.05	26.70
AC-08-0004	-08	3/8 x 24	9/16 x 18	2.26	57.76	1.05	26.70
AC-08-0008	-08	7/16 x 20	9/16 x 18	2.50	63.50	1.05	26.70
AC-08-0012	-08	3/4 x 16	3/4 x 16	2.50	63.50	1.22	31.00
AC-08-0013	-08	7/16 x 20	3/4 x 16	2.50	63.50	1.22	31.00

### 'T' Piece



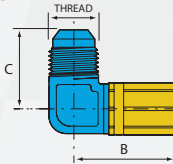
Fitting part no.	Hose size	Thread 1	Thread 2	B		C	
				ins	mm	ins	mm
AC-08-0015	-08	1/8 NPT	3/4 X 16	2.14	54.50	1.22	31.00
AC-08-0020	-08	3/8 X 24 ORB	3/4 X 16	2.14	54.50	1.22	31.00

### 'T' Piece



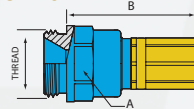
Fitting part no.	Hose size	Thread 1	Thread 2	B		C	
				ins	mm	ins	mm
AC-08-0005	-08	3/4 x 16	3/4 x 16	2.44	62.00	1.22	31.00

### 90° Elbow



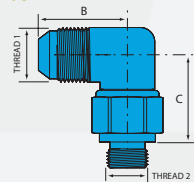
Fitting part no.	Hose size	Thread	B		C	
			ins	mm	ins	mm
AC-08-0017-3	-08	3/4 x 16	1.28	32.50	1.22	31.00

### Male Swivel




Fitting part no.	Hose	Thread	A		B	
			ins	mm	ins	mm
AC-08-0011	-08	7/8 x 20 UN	7/8	22.2	1.99	50.6

### 90° Elbow



Fitting part no.	Thread 1	Thread 2	B		C	
			ins	mm	ins	mm
18-0117-08-3	3/4 x 16	9/16 x 18	1.25	32.0	1.19	30.35
18-0293-08-3	3/4 x 16	3/4 x 16	1.25	32.0	1.19	30.35

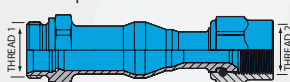
### Carb Tube



Fitting part no.	Aluminium	Stainless steel	Thread 1	Thread 2

### Carb Tube

Will accept an internal filter



Fitting part no.	Aluminium	Stainless steel	Thread 1	Thread 2



## Fuel Log Assembly

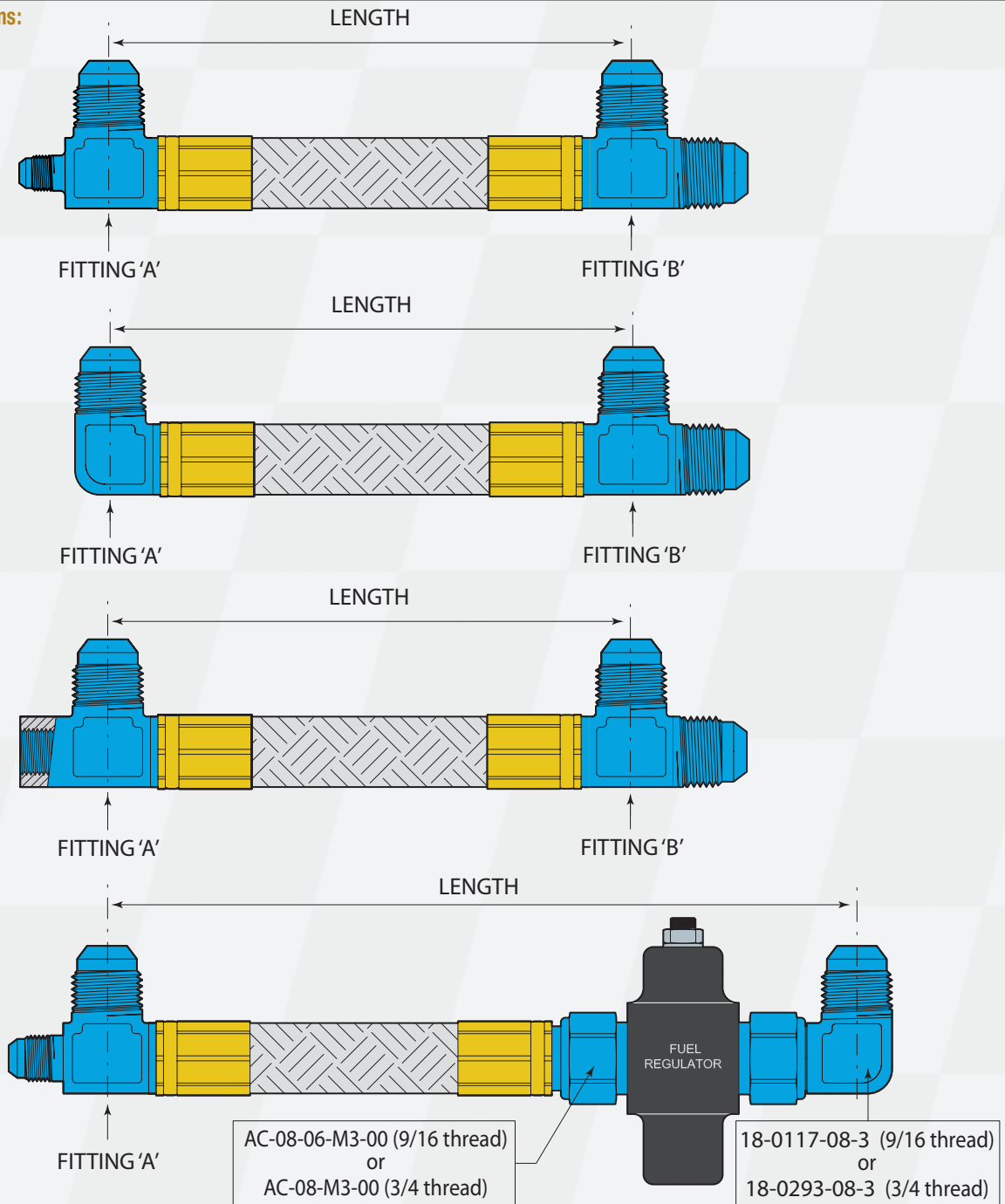
To order a complete assembled and tested fuel Log:


Specify fitting A

Specify fitting B

Specify the length between the fittings.

### Typical configurations:





**USA:** (704) 793 4319 **UK:** 01753 545554 **WEB:** [www.bmrs.net](http://www.bmrs.net)